




FEATURES

- On-Off Timer with Real Time Clock • Turbo Mode • Sleep Mode • Energy Saver Mode • Auto Restart • 4 Operation Modes Auto/Cool/Dry/Fan • Self Diagnostic • Child Lock • Filter Clean Indication • LED Display (on unit) • Night Display Off • Defrost
- Night Glow Button on Remote • Back Lit LCD Remote


FILTERS




Titanium Dioxide Filter



VOC Arrestor







Catechin Filter



Vitamin C Filter

SPECIFICATIONS*

Window Airconditioners

Particulars	Parameters	ZW018Y2CV1	ZW018X3CV1	ZW018X4CV1	ZW022X1CV1
Rating	Capacity	1.5Tr	1.5Tr	1.5Tr	2.0Tr
	Cooling (Watts)	5100	5100	5050	6100
	Star Rating				
	COP (W/W)	2.73	2.94	3.16	2.52
	Compressor Type	Reciprocating	Energy Efficient Rotary		
Performance	Air Circulation (CFM)	460	460	460	500
	Operating Temp.	52	52	52	52
	Moisture Removal (ltr/hr)	1.5	1.5	1.5	1.5
	Noise Level {dB(A)}	54	54	54	54
Electrical Rating	Power Supply (Volts/Phase)	230V / 1Ph	230V / 1Ph	230V / 1Ph	230V / 1Ph
	Power Input (Watts)	1868	1735	1598	2421
	Running Current (Amps)	8.29	7.70	7.09	10.75
Heat Exchanger	Evaporator Type	Fin - Tube Type (Copper) with Pre-coated Al Hydrophilic Slit Fins			
	Condensor Type	Fin - Tube Type (Copper)			
Dimensions (Indoor)	Net (WXDXH) mm	660x750x430	660x750x430	660x750x430	660x750x430
	Gross (WXDXH) mm	720x860x495	720x860x495	720x860x495	720x860x495
Weight	Net (Kg)	69	56	57	59
	Gross (Kg)	74	61	62	64

*Specifications are based on standard test conditions and are subject to change without prior notice due to continuous product development.

* Pictures of the model are indicative